
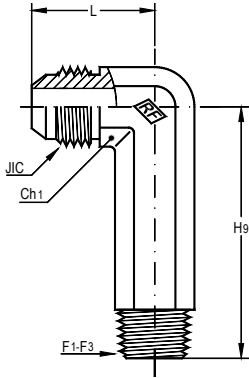


CA1 CA3

Curva Alta

Long Male Elbow


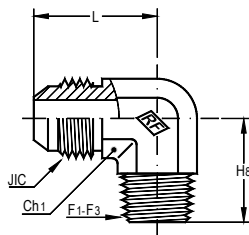


Codice NPTF NPTF Code	Codice BSPT BSPT Code	∅ est. tubo Tube O.D.	JIC	F1 (NPTF) F3 (BSPT)	Ch1	H9	L
CA1-06-1/8	CA3-06-1/8	6	7/16"-20	1/8"	12	39,5	22,5
CA1-06-1/4	CA3-06-1/4	6	7/16"-20	1/4"	14	52,5	27
CA1-08-1/8	CA3-08-1/8	8	1/2"-20	1/8"	14	41,5	24
CA1-08-1/4	CA3-08-1/4	8	1/2"-20	1/4"	14	52,5	27
CA1-10-1/4	CA3-10-1/4	10	9/16"-18	1/4"	14	52,5	27
CA1-10-3/8	CA3-10-3/8	10	9/16"-18	3/8"	14	61,5	28,5
CA1-12-1/4	CA3-12-1/4	12	3/4"-16	1/4"	19	61,5	31,5
CA1-12-3/8	CA3-12-3/8	12	3/4"-16	3/8"	19	61,5	31,5
CA1-12-1/2	CA3-12-1/2	12	3/4"-16	1/2"	22	73	34
CA1-16-3/8	CA3-16-3/8	14÷16	7/8"-14	3/8"	22	68	36,5
CA1-16-1/2	CA3-16-1/2	14÷16	7/8"-14	1/2"	22	73	36,5
CA1-16-3/4	CA3-16-3/4	14÷16	7/8"-14	3/4"	27	83,5	39,5
CA1-20-1/2	CA3-20-1/2	18-20	1.1/16"-12	1/2"	27	83,5	42
CA1-20-3/4	CA3-20-3/4	18-20	1.1/16"-12	3/4"	27	83,5	42
CA1-20-1	CA3-20-1	18-20	1.1/16"-12	1"	33	103	44,5
CA1-25-3/4	CA3-25-3/4	25	1.5/16"-12	3/4"	33	98	46
CA1-25-1	CA3-25-1	25	1.5/16"-12	1"	33	103	46
CA1-30-1	CA3-30-1	30-32	1.5/8"-12	1"	41	127	52
CA1-30-1.1/4	CA3-30-1.1/4	30-32	1.5/8"-12	1.1/4"	41	127	52
CA1-38-1.1/4	CA3-38-1.1/4	38	1.7/8"-12	1.1/4"	48	140	59
CA1-38-1.1/2	CA3-38-1.1/2	38	1.7/8"-12	1.1/2"	48	141	59

C1 C3

Curva a 90°

Male Elbow



Codice NPTF NPTF Code	Codice BSPT BSPT Code	∅ est. tubo Tube O.D.	JIC	F1 (NPTF) F3 (BSPT)	Ch1	H8	L
C1-06-1/8	C3-06-1/8	6	7/16"-20	1/8"	12	19,5	22,5
C1-06-1/4	C3-06-1/4	6	7/16"-20	1/4"	14	27,5	27
C1-08-1/8	C3-08-1/8	8	1/2"-20	1/8"	14	20	24
C1-08-1/4	C3-08-1/4	8	1/2"-20	1/4"	14	27,5	27
C1-10-1/4	C3-10-1/4	10	9/16"-18	1/4"	14	27,5	27
C1-10-3/8	C3-10-3/8	10	9/16"-18	3/8"	14	31	28,5
C1-12-1/4	C3-12-1/4	12	3/4"-16	1/4"	19	31	31,5
C1-12-3/8	C3-12-3/8	12	3/4"-16	3/8"	19	31	31,5
C1-12-1/2	C3-12-1/2	12	3/4"-16	1/2"	22	37,5	34
C1-16-3/8	C3-16-3/8	14÷16	7/8"-14	3/8"	22	33	36,5
C1-16-1/2	C3-16-1/2	14÷16	7/8"-14	1/2"	22	37,5	36,5
C1-16-3/4	C3-16-3/4	14÷16	7/8"-14	3/4"	27	40,5	39,5
C1-20-1/2	C3-20-1/2	18-20	1.1/16"-12	1/2"	27	40,5	42
C1-20-3/4	C3-20-3/4	18-20	1.1/16"-12	3/4"	27	40,5	42
C1-20-1	C3-20-1	18-20	1.1/16"-12	1"	33	50	44,5
C1-25-3/4	C3-25-3/4	25	1.5/16"-12	3/4"	33	45	46
C1-25-1	C3-25-1	25	1.5/16"-12	1"	33	50	46
C1-30-1	C3-30-1	30-32	1.5/8"-12	1"	41	59,5	52
C1-30-1.1/4	C3-30-1.1/4	30-32	1.5/8"-12	1.1/4"	41	60,5	52
C1-38-1.1/4	C3-38-1.1/4	38	1.7/8"-12	1.1/4"	48	66	59
C1-38-1.1/2	C3-38-1.1/2	38	1.7/8"-12	1.1/2"	48	67	59