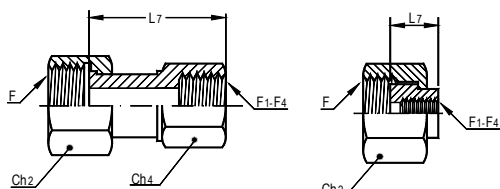



9FF1 9FF

Femmina-Femmina (presa pressione)
Double Female (gauge fitting)



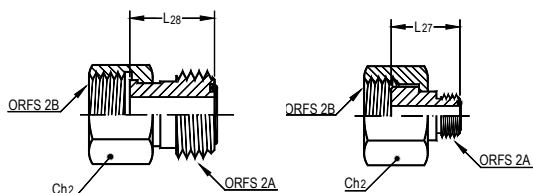
Codice NPTF NPTF Code	Codice BSPP BSPP Code	∅ est. tubo Tube O.D.	F (ORFS)	F1 (NPTF) F4 (BSPP)	Ch2	Ch4	L7
9FF1-06-1/4	9FF-06-1/4	6	9/16"-18	1/4"	19	19	38
9FF1-10-1/4	9FF-10-1/4	8-10	11/16"-16	1/4"	22	19	40
9FF1-12-1/4	9FF-12-1/4	12	13/16"-16	1/4"	27	19	44
9FF1-16-1/4	9FF-16-1/4	14÷16	1"-14	1/4"	30	-	15,5
9FF1-20-1/4	9FF-20-1/4	18-20	1.3/16"-12	1/4"	36	-	15,5
9FF1-25-1/4	9FF-25-1/4	25	1.7/16"-12	1/4"	41	-	18
9FF1-32-1/4	9FF-32-1/4	30-32	1.11/16"-12	1/4"	50	-	19
9FF1-38-1/4	9FF-38-1/4	38	2"-12	1/4"	60	-	19



RIDUZIONI ORFS-ORFS ORFS-ORFS REDUCERS

9RFM

Riduzione Femmina Maschio
Tube End Reducer



Codice Code	∅ est. tubo 2B Tube O.D.	∅ est. tubo 2A Tube O.D.	ORFS 2B	ORFS 2A	Ch2	L27	L28
9RFM-10-06	8-10	6	11/16"-16	9/16"-18	22	-	19,5
9RFM-12-06	12	6	13/16"-16	9/16"-18	24	22	-
9RFM-12-10	12	8-10	13/16"-16	11/16"-16	27	-	22,5
9RFM-16-06	14÷16	6	1"-14	9/16"-18	30	23	-
9RFM-16-10	14÷16	8-10	1"-14	11/16"-16	30	24	-
9RFM-16-12	14÷16	12	1"-14	13/16"-16	30	25,5	-
9RFM-20-06	18-20	6	1.3/16"-12	9/16"-18	36	25	-
9RFM-20-10	18-20	8-10	1.3/16"-12	11/16"-16	36	26	-
9RFM-20-12	18-20	12	1.3/16"-12	13/16"-16	36	27,5	-
9RFM-20-16	18-20	14÷16	1.3/16"-12	1"-14	36	-	29,5
9RFM-25-12	25	12	1.7/16"-12	13/16"-16	41	29	-
9RFM-25-16	25	14÷16	1.7/16"-12	1"-14	41	32	-
9RFM-25-20	25	18-20	1.7/16"-12	1.3/16"-12	41	-	33
9RFM-32-20	30-32	18-20	1.11/16"-12	1.3/16"-12	50	33,5	-
9RFM-32-25	30-32	25	1.11/16"-12	1.7/16"-12	50	-	38,5
9RFM-38-25	38	25	2"-12	1.7/16"-12	60	34	-
9RFM-38-32	38	30-32	2"-12	1.11/16"-12	60	34	-

