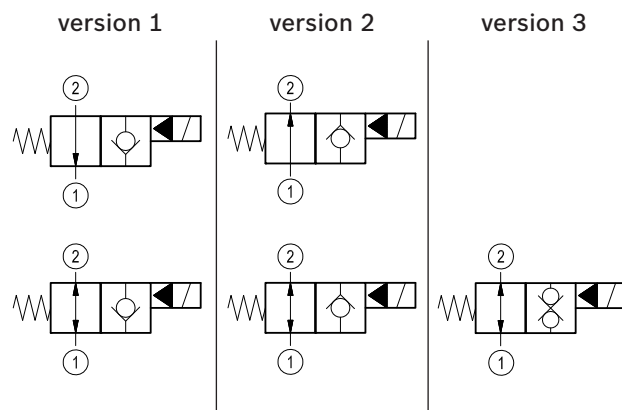
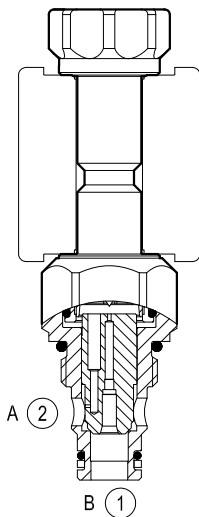


Solenoid operated valves pilot operated poppet type 2-way normally open

Common cavity, Size 08

VEI-8A-06-NA

OD.15 - X - Y - Z - S0



General

Weight	kg (lbs)	0.12 (0.26)
Installation orientation	Optional	
Ambient temperature range	°C (°F)	-30 to 60 (-22 to 140)

Hydraulic

Max. operating pressure	bar (psi)	350 (5000)
Max. proof pressure	bar (psi)	420 (6000)
Flow range	l/min. (gpm)	1.5-40 (0.4-11)
Fatigue cycle life	cycles	1 million cycles at 350 bar
Max. internal leakage	drops/min.	20
Fluid temperature range	°C (°F)	-20 to 80 (-4 to 176)
Fluids	Mineral-based or synthetics with lubricating properties at viscosities of 20 to 380 mm ² /s (cSt)	
Installation torque	Nm (ft-lbs)	39-51 (29-38)
Filtration	Nominal value max. 10µm (NAS 8) ISO 4406 19/17/14	
Cavity	CA-08A-2N see RE 18325-70	
Seal kit version 1	code material no.	RG08A2010520100 R901101437
Seal kit version 2-3	code material no.	RG08A2010530100 R901101544
Seal kit coil	code material no.	RG12A1PNBR7010 R934003958
Other technical data	See data sheet RE 18350-50	

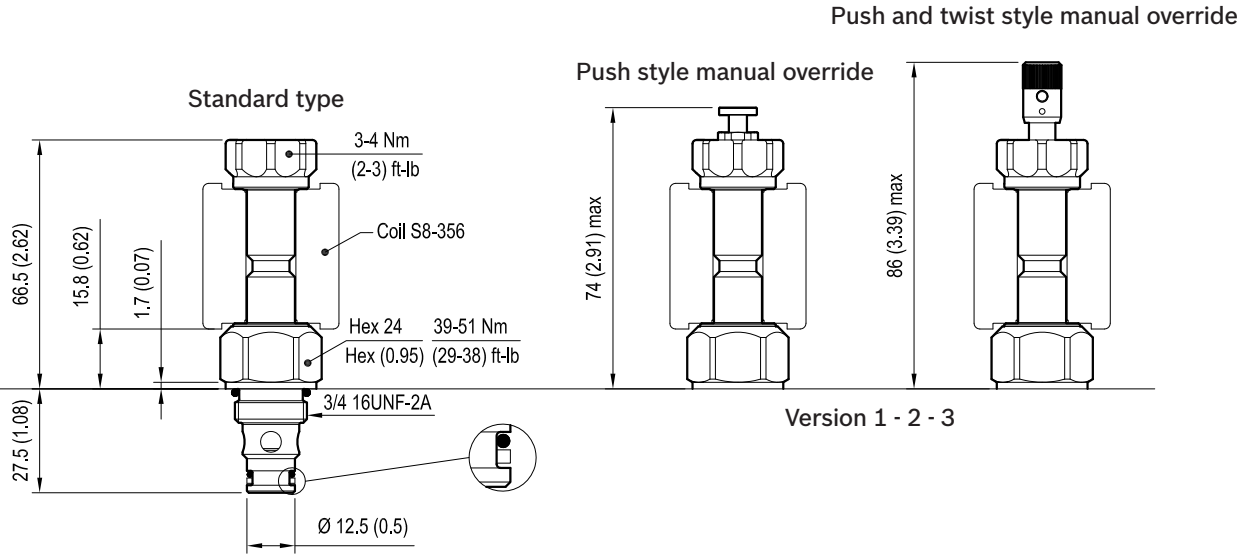
Electrical

Type of voltage	DC voltage
Coil type	S8-356 see RE 18325-90
Supply voltage	See data sheet RE 18325-90
Nominal voltage	± 10%
Power consumption	W 20
Duty cycle coil	% See performance graphs
Type of protection	See data sheet RE 18325-90

Note: Coils must be ordered separately.

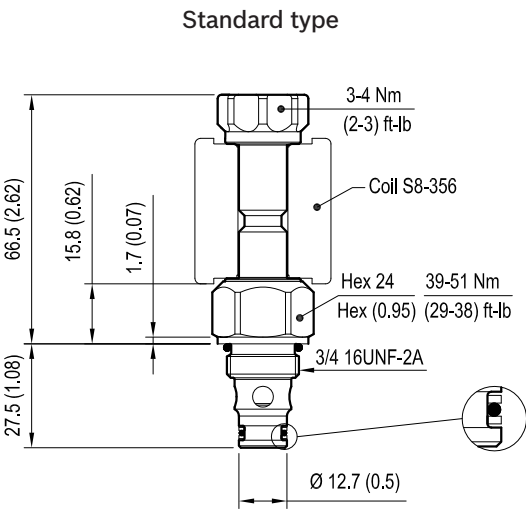
Dimensions

Version 1: Solenoid operated valve, poppet 2-way normally open



Version 2: Solenoid operated valve, poppet 2-way normally open

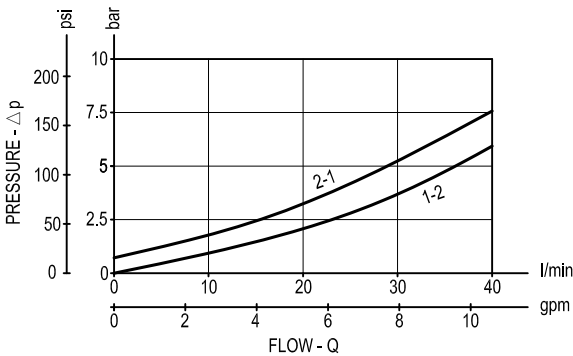
Version 3: Solenoid operated valve, poppet 2-way double lock normally open



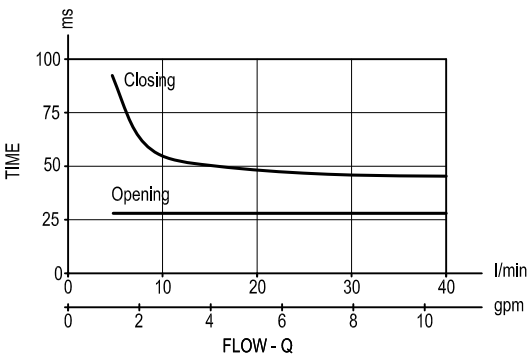
mm (Inches)

Performance graphs

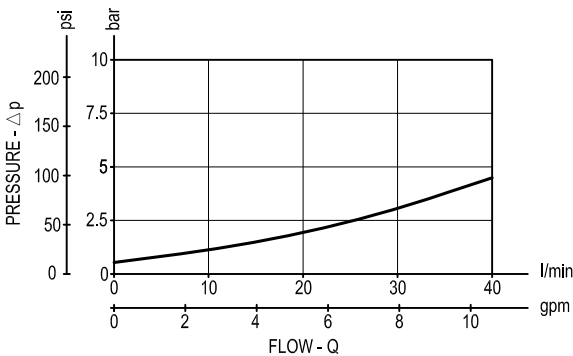
Version 1 - Version 2



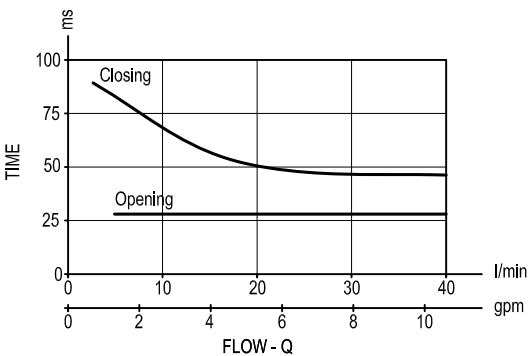
Standard



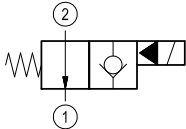
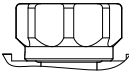
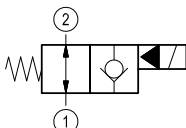
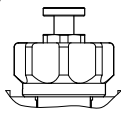
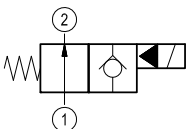
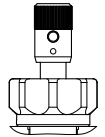
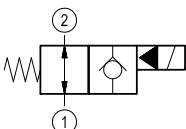
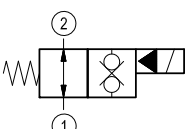
Version 3



Standard



Ordering code

OD.15	X	Y	Z	S0
Solenoid operated valves poppet type 2-way normally open				Tube not welded
monodirectional type  = 02				standard type 1A = 
bidirectional type  = 06				Push style manual override 1B = 
monodirectional type  = 10				Push and twist style manual override 1C = 
bidirectional type  = 04				18 = Common cavity: CA-08A-2N
bidirectional type  = 32				

Type	Material number
OD1502181AS000	R901091102
OD1502181BS000	R901091105
OD1502181CS000	R901091106
OD1506181AS000	R901091130
OD1506181BS000	R901091131
OD1506181CS000	R901091132
OD1504181AS000	R901091121
OD1504181BS000	R901091122
OD1504181CS000	R901091123

Type	Material number
OD1510181AS000	R901091152
OD1510181BS000	R901091154
OD1510181CS000	R901091155
OD1532181AS000	R901091171
OD1532181BS000	R901091173
OD1532181CS000	R901091174