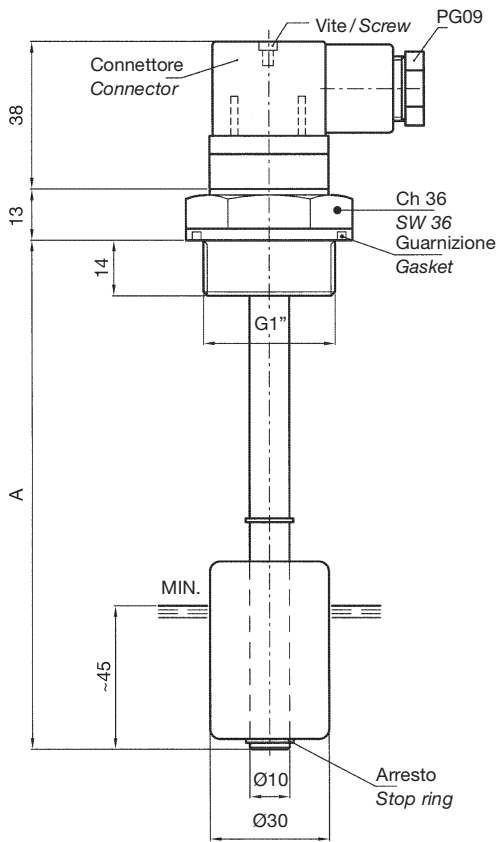


LIVELLOSTATI ELETTROMAGNETICI

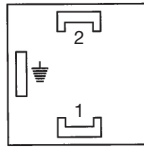
Float level switches

LM1TPA... LM2TPA...

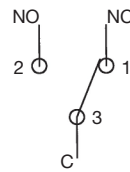
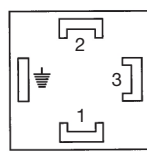


Collegamenti elettrici standard
Standard electrical connection

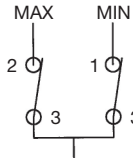
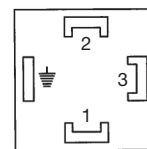
LM1TPA



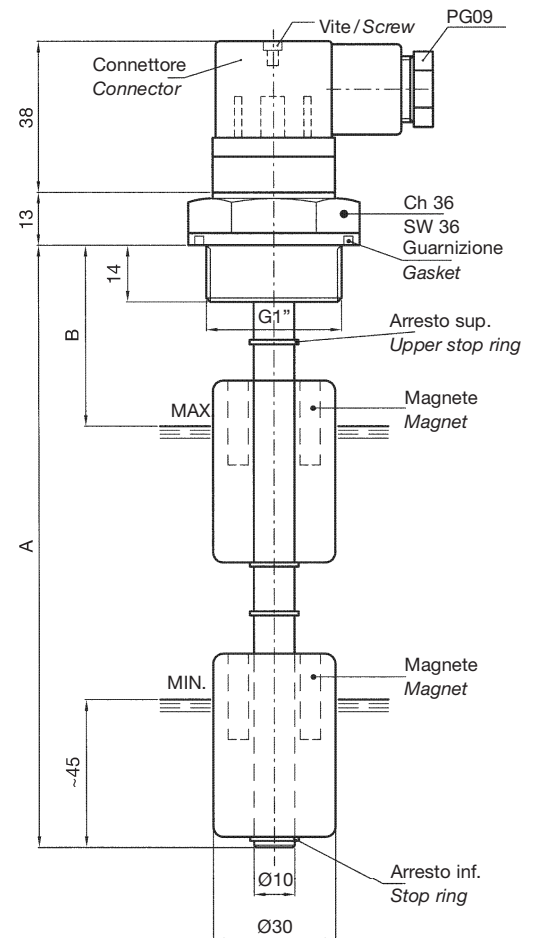
LM2TPA



LMM1TPA



LMM1TPA...B...



MATERIALI: flangia filettata in termoplastico, tubo in ottone, molla e anelli di arresto in bronzo, galleggiante in resina espansa NBR.

IMPIEGO E DATI TECNICI
(vedere pag. 4 - 5 - 6 - 7).

N.B. - A richiesta, forniamo lunghezze superiori, fino a 1500 mm, oppure diverse da quelle indicate in tabella.

MATERIAL: threaded flange in thermoplastic, brass stem, spring and stop rings in bronze, NBR float.

APPLICATION AND SPECIFICATIONS
(see pages 4 - 5 - 6 - 7).

N.B. - Customized lengths can be supplied on request.
Max. length 1500 mm.

LM1FPA...		LM2FPA...		LMM1FPA...B...		
TIPO Model	A	TIPO Model	A	TIPO Model	A	B
LM1TPA100	100	LM2TPA100	100			
LM1TPA150	150	LM2TPA150	150			
LM1TPA200	200	LM2TPA200	200	LMM1TPA200B60	200	60
LM1TPA250	250	LM2TPA250	250	LMM1TPA250B60	250	60
LM1TPA300	300	LM2TPA300	300	LMM1TPA300B60	300	60
LM1TPA350	350	LM2TPA350	350	LMM1TPA350B60	350	60
LM1TPA400	400	LM2TPA400	400	LMM1TPA400B70	400	70
LM1TPA450	450	LM2TPA450	450	LMM1TPA450B70	450	70
LM1TPA500	500	LM2TPA500	500	LMM1TPA500B80	500	80