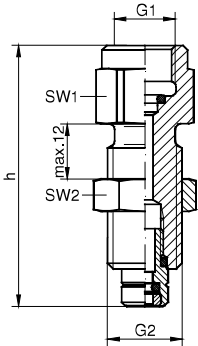


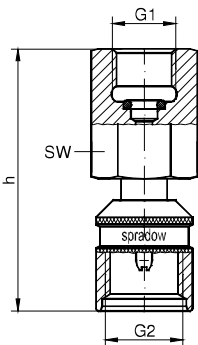
M16x2-ball design

pressure gauge connector series: M16x2



G1	SW1	SW2	h	G2	sealing	part number (NBR)	part number (FKM)
G 1/4	19	19	57	M16x2	o-ring	1-918-29-01-240-CF	1-918-29-21-240-CF
G 1/2	27	24	67	M16x2	o-ring	1-918-31-01-240-CF	1-918-31-21-240-CF
¼ NPT	19	19	58	M16x2	thread	1-918-44-00-240-CF	1-918-44-20-240-CF
½ NPT	27	24	67	M16x2	thread	1-918-46-00-240-CF	1-918-46-20-240-CF

direct pressure gauge connector series: M16x2



G1	SW	h	G2	sealing	part number (NBR)	part number (FKM)
G 1/4	19	54	M16x2	o-ring	1-927-29-01-020-CF	1-927-29-21-020-CF
G 1/2	27	58	M16x2	o-ring	1-927-31-01-020-CF	1-927-31-21-020-CF
¼ NPT	19	53	M16x2	thread	1-927-44-00-020-CF	1-927-44-20-020-CF
½ NPT	27	56	M16x2	thread	1-927-46-00-020-CF	1-927-46-20-020-CF

design with cap type A (universal)	1-927-xx-0x-010-CF	1-927-xx-2x-010-CF
design with cap type C (hexagon)	1-927-xx-0x-030-CF	1-927-xx-2x-030-CF

bulkhead coupling series: M16x2 – ball design

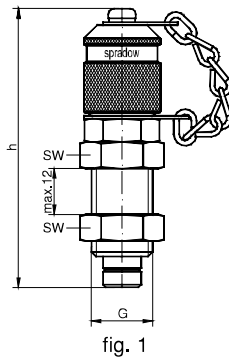


fig. 1

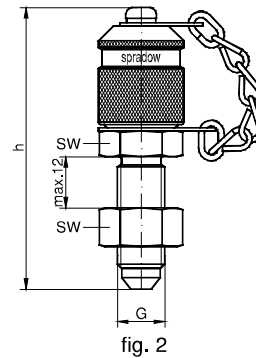


fig. 2

G	SW	h	fig.	part number (NBR)	part number (FKM)
M16x2	19	75	1	1-980-48-60-040-CF	1-980-48-60-041-CF
7/16-20 UNF	17	67	2	1-980-39-60-090-CF	1-980-39-60-091-CF
metal cap type A (universal) with vibration security				1-980-xx-59-xxx-CF	1-980-xx-59-xxx-CF
metal cap type B (round) without vibration security				1-980-xx-02-xxx-CF	1-980-xx-02-xxx-CF
metal cap type A (universal) without vibration security				1-980-xx-01-xxx-CF	1-980-xx-01-xxx-CF
plastic cap type A (universal) yellow without vibration security				1-980-xx-10-xxx-CF	1-980-xx-10-xxx-CF

Other dimensions on request. We reserve the right to change the technical performance. All dimensions in mm.