

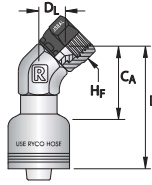
COUPLINGS

T7000 SERIES ONE-PIECE CRIMP COUPLINGS

JSEAL™ / JIC

T7080

CONVEX SEAT



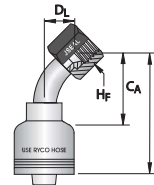
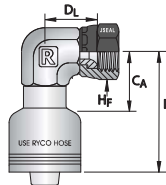
HOSE SIZE	THRD SIZE	DASH SIZE	BACK UP AF	FEMALE HEX	JSEAL™ / JIC FEMALE 45° ELBOW									
DN	inch	inch		AF-SPANNER inch	AF-SPANNER mm	HF-SPANNER inch	HF-SPANNER mm	PART NO	CA inch	CA mm	L inch	L mm	DL inch	DL mm
12	1/2	3/4	-0812	7/8	22	7/8	22	T7080-0812	1.14	29	2.24	57	0.63	16
12	1/2	7/8	-0814	7/8	22	1.1/16	27	T7080-0814	1.14	29	2.24	57	0.67	17
19	3/4	1.1/16	-1217	1.1/16	27	1.1/4	32	T7080-1217	1.34	34	2.52	64	0.67	17
25	1	1.5/16	-1621	1.5/16		1.1/2	38	T7080-1621	1.38	35	3.07	78	0.83	21

JSEAL™ / JIC

T7070

T7250 - T7251

CONVEX SEAT



HOSE SIZE	THRD SIZE	TUBE SIZE	DASH SIZE	FEMALE HEX	JSEAL™ / JIC FEMALE 90° ELBOW						JSEAL™ / JIC FEMALE 45° TUBE BEND									
DN	inch	inch	inch		HF-SPANNER inch	HF-SPANNER mm	PART NO	CA inch	CA mm	L inch	L mm	DL inch	DL mm	PART NO	CA inch	CA mm	L inch	L mm	DL inch	DL mm
10	3/8	9/16	3/8	-0609	11/16	19								T7250-0609 T7251-0609	1.50	38	2.68	68	0.55	14
12	1/2	3/4	1/2	-0812	7/8	22								T7250-0812	3.03	77	4.09	104	0.83	21
12	1/2	7/8	5/8	-0814	1.1/16	27	T7070-0814	1.46	37	2.56	65	1.22	31	T7250-0814	1.85	47	2.95	75	0.87	22
16	5/8	7/8	5/8	-1014	1.1/16	27								T7250-1014	2.44	62	3.70	94	0.94	24
16	5/8	1.1/16	3/4	-1017	1.1/4	32								T7250-1017	2.13	54	3.43	87	0.94	24
19	3/4	1.1/16	3/4	-1217	1.1/4	32	T7070-1217	1.57	40	2.80	71	1.26	32	T7250-1217	3.11	79	4.33	110	1.10	28
19	3/4	1.5/16	1	-1221	1.1/2	38								T7250-1221	3.50	89	4.72	120	1.50	38
25	1	1.5/16	1	-1621	1.1/2	38	T7070-1621	1.54	39	3.23	82	1.50	38	T7250-1621	3.31	84	5.00	127	1.38	35
31	1.1/4	1.5/8	1.1/4	-2026	2	50								T7250-2026	3.94	100	5.94	151	1.54	39
38	1.1/2	1.7/8	1.1/2	-2430	2.1/4	57								T7250-2430	5.04	128	7.24	184	1.97	50
51	2	2.1/2	2	-3240	2.7/8	73								T7250-3240	6.46	164	8.94	227	2.48	63

NOTE: Hose Compatibility for the T7000 series can be found on page 272.