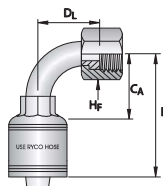


## T6000 SERIES ONE-PIECE CRIMP COUPLINGS

### ORFS T6820 - T6821

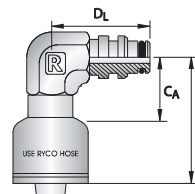
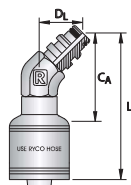
O RING  
FACE SEAL



HOSE SIZE					FEMALE HEX		ORFS FEMALE 90° BEND					
DN	inch	inch	inch	DASH SIZE	HF-SPANNER	PART NO	CA		L		DL	
					inch	mm	inch	mm	inch	mm	inch	mm
19	3/4	1.3/16	3/4	-1219	1.3/8	<b>T6820-1219</b>	2.32	59	4.37	111	2.32	59
					36	<b>T6821-1219</b>						
19	3/4	1.7/16	1	-1223	1.5/8	<b>T6820-1223</b>	2.32	59	4.37	111	2.09	53
25	1	1.7/16	1	-1623	1.5/8	<b>T6820-1623</b>	2.87	73	5.47	139	2.80	71
31	1.1/4	1.11/16	1.1/4	-2027	2	<b>T6820-2027</b>	3.94	100	6.61	168	3.54	90
38	1.1/2	2	1.1/2	-2432	2.1/4	<b>T6820-2432</b>	4.17	106	7.64	194	4.21	107

### RYCOLOK T6871 T6872

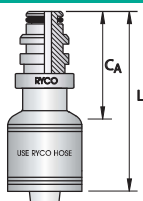
STAPLE  
O RING & BACK UP RING  
SUPPLIED



HOSE SIZE				STAPLE SIZE		DASH SIZE		RYCOLOK MALE 45° ELBOW				RYCOLOK MALE 90° ELBOW							
DN	inch	DN		PART NO		CA		L		DL		PART NO		CA		L		DL	
				inch	mm	inch	mm	inch	mm	inch	mm	inch	mm	inch	mm	inch	mm	inch	mm
19	3/4	20	-1220									<b>T6872-1220</b>	2.09	53	4.13	105	2.20	56	
25	1	25	-1625									<b>T6872-1625</b>	2.05	52	4.65	118	2.68	68	
51	2	50	-3250	<b>T6871-3250</b>	3.43	87	7.56	192	1.81	46									

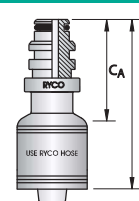
### RYCOLOK T6870

STAPLE  
O RING & BACK UP RING  
SUPPLIED



### SUPERLOK T6876

SUPERSTAPLE  
O RING & BACK UP RING  
SUPPLIED



HOSE SIZE				STAPLE SIZE		DASH SIZE		RYCOLOK MALE			
DN	inch	DN		PART NO		CA		L			
				inch	mm	inch	mm	inch	mm		
19	3/4	20	-1220	<b>T6870-1220</b>	1.89	48	3.94	100			
25	1	25	-1625	<b>T6870-1625</b>	2.28	58	4.84	123			
31	1.1/4	32	-2032	<b>T6870-2032</b>	2.32	59	5.00	127			
38	1.1/2	40	-2440	<b>T6870-2440</b>	2.40	61	5.83	148			
51	2	50	-3250	<b>T6870-3250</b>	2.48	63	6.61	168			

HOSE SIZE				STAPLE SIZE		DASH SIZE		SUPERLOK MALE			
DN	inch	DN		PART NO		CA		L			
				inch	mm	inch	mm	inch	mm		
19	3/4	20	-1220	<b>T6876-1220</b>	2.24	57	4.29	109			
25	1	25	-1625	<b>T6876-1625</b>	2.95	75	5.55	141			
31	1.1/4	32	-2032	<b>T6876-2032</b>	3.15	80	5.83	148			
38	1.1/2	40	-2440	<b>T6876-2440</b>	3.11	79	6.57	167			
51	2	50	-3250	<b>T6876-3250</b>	3.31	84	7.44	189			

**NOTE:** Hose Compatibility for the **T6000** series can be found on page 250

INTRODUCTION

HOSE

COUPLINGS

ADAPTORS

TECHNICAL