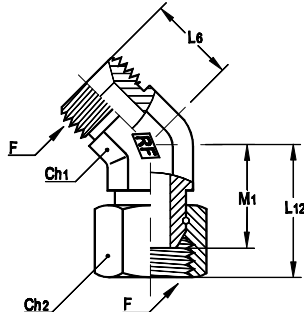


4VG

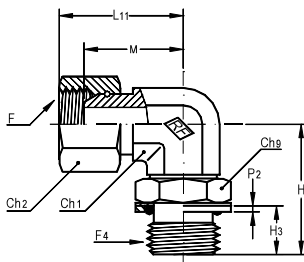
Curva a 45° Girevole
Swivel Nut 45° Elbow



Codice Code	Tubo Tube	F	Ch1	Ch2	L6	L12	M1
4VG-1/8	6	1/8"	12	14	18,5	22,5	18
4VG-1/4	8	1/4"	14	19	21	29	25
4VG-3/8	10	3/8"	19	22	25	33	28
4VG-1/2	12	1/2"	22	27	28	35,5	30
4VG-5/8	16	5/8"	27	30	30	40	30
4VG-3/4	20	3/4"	27	32	32,5	45	36,5
4VG-1	25	1"	33	41	37	51	41
4VG-1,1/4	32	1,1/4"	41	50	37	44	34
4VG-1,1/2	38	1,1/2"	48	60	46	59,5	47

4COG

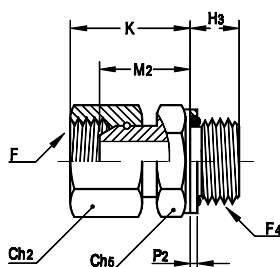
Curva Orientabile Girevole
Adjustable Elbow with Swivel Nut



Codice Code	Tubo Tube	F	F4	Ch1	Ch2	Ch9	H	H3	L11	M	P2
4COG-1/8	6	1/8"	1/8"	12	14	14	26	8	24,5	20	1,2
4COG-1/4	8	1/4"	1/4"	14	19	19	31,5	12	29	25	1,8
4COG-3/8	10	3/8"	3/8"	19	22	24	36,5	12	34	29	1,8
4COG-1/2	12	1/2"	1/2"	22	27	27	43	14	39,5	34	1,8
4COG-3/4	20	3/4"	3/4"	27	32	36	49	16	46,5	38	1,8
4COG-1	25	1"	1"	33	41	41	52	18	53	43	2,5
4COG-1,1/4	32	1,1/4"	1,1/4"	41	50	50	57	20	65	55	2,5
4COG-1,1/2	38	1,1/2"	1,1/2"	48	60	60	61	22	72,5	60	2,5

4FG

Femmina Girevole
Swivel Nut Female



Codice Code	Tubo Tube	F	F4	Ch2	Ch5	H3	K	M2	P2
4FG-1/8	6	1/8"	1/8"	14	16	8	23	18,7	1,2
4FG-1/8-1/4	6	1/8"	1/4"	14	19	12	23	18,7	1,8
4FG-1/4	8	1/4"	1/4"	19	19	12	24	18,8	1,8
4FG-1/4-3/8	8	1/4"	3/8"	19	24	12	25	19,8	1,8
4FG-3/8-1/4	10	3/8"	1/4"	22	19	12	27	21	1,8
4FG-3/8	10	3/8"	3/8"	22	24	12	27	21	1,8
4FG-3/8-1/2	10	3/8"	1/2"	22	27	14	29	23	1,8
4FG-1/2-3/8	12	1/2"	3/8"	27	24	12	32	25,5	1,8
4FG-1/2	12	1/2"	1/2"	27	27	14	32	25,5	1,8
4FG-1/2-3/4	12	1/2"	3/4"	27	36	16	34	27,5	1,8
4FG-3/4-1/2	20	3/4"	1/2"	32	27	14	37	28,3	1,8
4FG-3/4	20	3/4"	3/4"	32	36	16	37	28,3	1,8
4FG-3/4-1	20	3/4"	1"	32	41	18	39	30,3	2,5
4FG-1-3/4	25	1"	3/4"	41	36	16	46	35,5	1,8
4FG-1	25	1"	1"	41	41	18	46	35,5	2,5
4FG-1,1/4	32	1,1/4"	1,1/4"	50	50	20	48	37,9	2,5
4FG-1,1/2	38	1,1/2"	1,1/2"	60	60	22	54	41,5	2,5