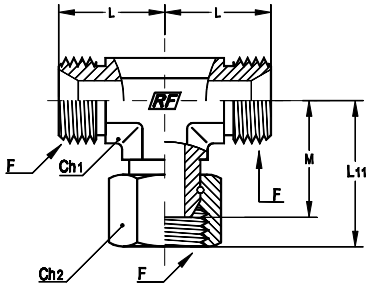


4TGL

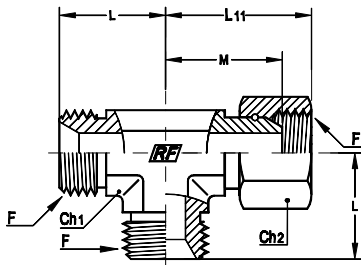
“T” Girevole di Linea
Swivel Nut Branch Tee



Codice Code	Tubo Tube	F	Ch1	Ch2	L	L11	M
4TGL-1/8	6	1/8"	12	14	22,5	24,5	20
4TGL-1/4	8	1/4"	14	19	27	29	25
4TGL-3/8	10	3/8"	19	22	31,5	34	29
4TGL-1/2	12	1/2"	22	27	36,5	39,5	34
4TGL-5/8	16	5/8"	27	30	38	48	38
4TGL-3/4	20	3/4"	27	32	42	46,5	38
4TGL-1	25	1"	33	41	46	53	43
4TGL-1.1/4	32	1.1/4"	41	50	52	65	55
4TGL-1.1/2	38	1.1/2"	48	60	59	72,5	60

4TGD

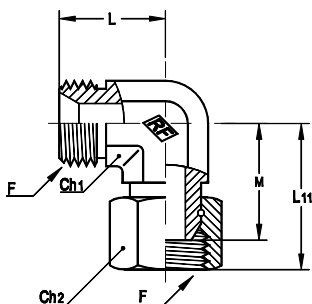
“T” Girevole di Derivazione
Swivel Nut Run Tee



Codice Code	Tubo Tube	F	Ch1	Ch2	L	L11	M
4TGD-1/8	6	1/8"	12	14	22,5	24,5	20
4TGD-1/4	8	1/4"	14	19	27	29	25
4TGD-3/8	10	3/8"	19	22	31,5	34	29
4TGD-1/2	12	1/2"	22	27	36,5	39,5	34
4TGD-5/8	16	5/8"	27	30	38	48	38
4TGD-3/4	20	3/4"	27	32	42	46,5	38
4TGD-1	25	1"	33	41	46	53	43
4TGD-1.1/4	32	1.1/4"	41	50	52	65	55
4TGD-1.1/2	38	1.1/2"	48	60	59	72,5	60

4CG

Curva Girevole
Swivel Nut Elbow



Codice Code	Tubo Tube	F	Ch1	Ch2	L	L11	M
4CG-1/8	6	1/8"	12	14	22,5	24,5	20
4CG-1/4	8	1/4"	14	19	27	29	25
4CG-3/8	10	3/8"	19	22	31,5	34	29
4CG-1/2	12	1/2"	22	27	36,5	39,5	34
4CG-5/8	16	5/8"	27	30	38	48	38
4CG-3/4	20	3/4"	27	32	42	46,5	38
4CG-1	25	1"	33	41	46	53	43
4CG-1.1/4	32	1.1/4"	41	50	52	65	55
4CG-1.1/2	38	1.1/2"	48	60	59	72,5	60