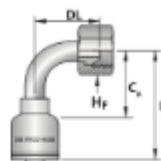


COUPLINGS

T2000 SERIES ONE-PIECE CRIMP COUPLINGS

BSPP	T2270	T2260
-------------	--------------	--------------

60° SEAT



HOSE SIZE		THRD SIZE	DASH SIZE	FEMALE HEX	BSPP FEMALE 45° TUBE BEND						BSPP FEMALE 90° TUBE BEND								
				Hf-SPANNER	PART NO	Ca		L		DL		PART NO	Ca		L		DL		
DN	inch	inch		inch	mm	inch	mm	inch	mm	inch	mm	inch	mm	inch	mm	inch	mm	inch	mm
5	3/16	1/8	-0302		14							T2260-0302	1.06	27	1.85	47	1.14	29	
5	3/16	1/4	-0304	3/4	19							T2260-0304	1.06	27	1.85	47	1.14	29	
6	1/4	1/8	-0402		14							T2260-0402	1.06	27	2.05	52	1.18	30	
6	1/4	1/4	-0404	3/4	19	T2270-0404	1.57	40	2.56	65	0.67	17	T2260-0404	1.26	32	2.24	57	1.14	29
6	1/4	3/8	-0406	7/8	22	T2270-0406	1.61	41	2.60	66	0.71	18	T2260-0406	1.06	27	2.05	52	1.10	28
8	5/16	1/4	-0504	3/4	19							T2260-0504	1.14	29	2.13	54	1.26	32	
8	5/16	3/8	-0506	7/8	22	T2270-0506	1.61	41	2.60	66	0.71	18	T2260-0506	1.38	35	2.36	60	1.30	33
10	3/8	1/4	-0604	3/4	19							T2260-0604	1.18	30	2.17	55	1.14	29	
10	3/8	3/8	-0606	7/8	22	T2270-0606	1.61	41	2.60	66	0.71	18	T2260-0606	1.38	35	2.36	60	1.30	33
10	3/8	1/2	-0608	1.1/16	27	T2270-0608	1.77	45	2.76	70	0.79	20	T2260-0608	1.38	35	2.36	60	1.30	33
12	1/2	3/8	-0806	7/8	22							T2260-0806	1.61	41	2.60	66	1.30	33	
12	1/2	1/2	-0808	1.1/16	27	T2270-0808	1.97	50	2.95	75	0.87	22	T2260-0808	1.61	41	2.60	66	1.77	45
12	1/2	5/8	-0810	1.3/16	30	T2270-0810	1.93	49	2.91	74	0.91	23	T2260-0810	1.61	41	2.60	66	1.77	45
12	1/2	3/4	-0812	1.1/4	32							T2260-0812	1.61	41	2.60	66	1.85	47	
16	5/8	5/8	-1010	1.3/16	30	T2270-1010	2.44	62	3.66	93	0.91	23	T2260-1010	1.77	45	2.99	76	1.97	50
12	1/2	3/4	-1012	1.1/4	32	T2270-1012	2.28	58	3.50	89	1.10	28	T2260-1012	1.77	45	2.76	70	1.97	50
19	3/4	1/2	-1208	1.1/16	27							T2260-1208	2.17	55	3.35	85	1.77	45	
19	3/4	3/4	-1212	1.1/4	32	T2270-1212	3.11	79	4.25	108	1.14	29	T2260-1212	2.32	59	3.50	89	2.32	59
19	3/4	1	-1216	1.1/2	38							T2260-1216	2.32	59	3.50	89	2.32	59	
25	1	1	-1616	1.1/2	38	T2270-1616	3.35	85	4.57	116	1.65	42	T2260-1616	2.68	68	3.90	99	3.07	78
31	1.1/4	1	-2016	1.1/2	38							T2260-2016	3.54	90	5.47	139	3.03	77	
31	1.1/4	1.1/4	-2020	2	50	T2270-2020	6.50	165	8.46	215	1.81	46	T2260-2020	3.94	100	5.87	149	3.58	91
38	1.1/2	1.1/2	-2424	2.3/16	55	T2270-2424	5.04	128	7.09	180	2.05	52	T2260-2424	4.17	106	6.22	158	4.13	105
51	2	2	-3232	2.3/4	70	T2270-3232	5.91	150	8.11	206	2.56	65	T2260-3232	5.39	137	7.60	193	5.20	132

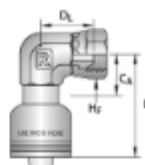
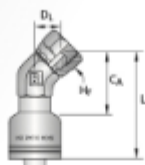
NOTE: Hose Compatibility for the T2000 series can be found on page 189.

COUPLINGS

T7000 SERIES ONE-PIECE CRIMP COUPLINGS

BSPP	T7060	T7050
-------------	--------------	--------------

60° SEAT

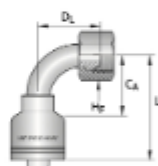
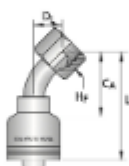


HOSE SIZE		THRD SIZE	DASH SIZE	FEMALE HEX		BSPP FEMALE 45° ELBOW						BSPP FEMALE 90° ELBOW										
DN	Inch	Inch		Hf-SPANNER		PART NO		Ca		L		DL		PART NO		Ca		L		DL		
				Inch	mm	Inch	mm	Inch	mm	Inch	mm	Inch	mm	Inch	mm	Inch	mm	Inch	mm	Inch	mm	
10	3/8	3/8	-0606	7/8	22									T7050-0606	1.22	31	2.36	60	1.10	28		
12	1/2	1/2	-0808	1.1/16	27	T7060-0808	1.14	29	2.24	57	0.71	18	T7050-0808	1.46	37	2.56	65	1.22	31			
19	3/4	3/4	-1212	1.1/4	32	T7060-1212	1.34	34	2.52	64	0.79	20	T7050-1212	1.57	40	2.80	71	1.42	36			
25	1	1	-1616	1.1/2	38	T7060-1616	1.38	35	3.07	78	1.02	26	T7050-1616	1.54	39	3.23	82	1.77	45			
31	1.1/4	1.1/4	-2020	2	50	T7060-2020	1.46	37	3.46	88	1.14	29	T7050-2020	2.05	52	4.06	103	2.05	52			
38	1.1/2	1.1/2	-2424	2.3/16	55								T7050-2424	2.36	60	4.61	117	2.32	59			
51	2	2	-3232	2.3/4	70								T7050-3232	2.20	56	4.69	119	2.44	62			

NOTE: T7000 BSPP, JIC, JIS and Metric Swivel Nut Couplings are shown as "Crimp Nut". Larger sizes are "Wire Nut" or "Slip Nut". See note on page 170.

BSPP	T7270	T7260
-------------	--------------	--------------

60° SEAT



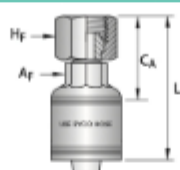
HOSE SIZE		THRD SIZE	DASH SIZE	FEMALE HEX		BSPP FEMALE 45° TUBE BEND						BSPP FEMALE 90° TUBE BEND									
DN	Inch	Inch		Hf-SPANNER		PART NO		Ca		L		DL		PART NO		Ca		L		DL	
				Inch	mm	Inch	mm	Inch	mm	Inch	mm	Inch	mm	Inch	mm	Inch	mm	Inch	mm	Inch	mm
10	3/8	3/8	-0606	7/8	22	T7270-0606	1.61	41	2.80	71	0.71	18	T7260-0606	1.38	35	2.52	64	1.30	33		
12	1/2	1/2	-0808	1.1/16	27	T7270-0808	1.97	50	3.07	78	0.87	22	T7260-0808	1.61	41	2.72	69	1.77	45		
19	3/4	3/4	-1212	1.1/4	32	T7270-1212	3.11	79	4.33	110	1.14	29	T7260-1212	2.32	59	3.54	90	2.32	59		
25	1	1	-1616	1.1/2	38	T7270-1616	3.35	85	5.04	128	1.65	42	T7260-1616	2.68	68	4.37	111	3.07	78		
31	1.1/4	1	-2016	1.1/2	38								T7260-2016	3.54	90	5.55	141	3.03	77		
31	1.1/4	1.1/4	-2020	2	50	T7270-2020	6.50	165	8.50	216	1.81	46	T7260-2020	3.94	100	5.94	151	3.58	91		
38	1.1/2	1.1/2	-2424	2.3/16	55	T7270-2424	5.04	128	7.24	184	2.05	52	T7260-2424	4.17	106	6.38	162	4.13	105		
51	2	2	-3232	2.3/4	70	T7270-3232	5.91	150	8.39	213	2.56	65	T7260-3232	5.39	137	7.87	200	5.20	132		

NOTE: Hose Compatibility for the T7000 series can be found on page 274.

T6000 SERIES ONE-PIECE CRIMP COUPLINGS

BSPP	T6020	T6022
-------------	--------------	--------------

60° SEAT



DN	HOSE SIZE		DASH SIZE	BACK UP AF		FEMALE HEX		BSPP FEMALE				BSPP FEMALE HEAVY					
	inch	inch		inch	mm	inch	mm	PART NO	CA		L		PART NO	CA		L	
	inch	inch		inch	mm	inch	mm		inch	mm	inch	mm		inch	mm	inch	mm
19	3/4	3/4	-1212	1.1/16	27	1.1/4	32	T6020-1212	1.22	31	3.27	83	T6022-1212	1.22	31	3.27	83
25	1	1	-1616	1.1/4	32	1.1/2	38	T6020-1616	1.50	38	4.09	104	T6022-1616	1.50	38	4.09	104
31	1.1/4	1	-2016	1.11/16		1.1/2	38	T6020-2016	1.69	43	4.37	111					
31	1.1/4	1.1/4	-2020	1.11/16		2	50	T6020-2020	1.73	44	4.41	112	T6022-2020	1.73	44	4.41	112
38	1.1/2	1.1/2	-2424	2.3/16	55	2.3/16	55	T6020-2424	1.89	48	5.31	135					
51	2	2	-3232	2.5/8		2.3/4	70	T6020-3232	2.36	60	6.50	165					

BSPP	T6270	T6260
-------------	--------------	--------------

60° SEAT



DN	HOSE SIZE		DASH SIZE	FEMALE HEX		BSPP FEMALE 45° BEND						BSPP FEMALE 90° BEND							
	inch	inch		inch	mm	PART NO	CA		L		DL		PART NO	CA		L		DL	
	inch	inch		inch	mm		inch	mm	inch	mm	inch	mm		inch	mm	inch	mm	inch	mm
19	3/4	3/4	-1212	1.1/4	32	T6270-1212	2.83	72	4.88	124	1.14	29	T6260-1212	2.32	59	4.37	111	2.28	58
25	1	1	-1616	1.1/2	38	T6270-1616	3.62	92	6.22	158	1.54	39	T6260-1616	2.87	73	5.47	139	3.15	80
31	1.1/4	1.1/4	-2020	2	50	T6270-2020	4.29	109	6.97	177	1.81	46	T6260-2020	3.94	100	6.61	168	3.58	91
38	1.1/2	1.1/2	-2424	2.3/16	55	T6270-2424	4.69	119	8.15	207	2.05	52	T6260-2424	4.09	104	7.56	192	4.13	105
51	2	2	-3232	2.3/4	70	T6270-3232	5.83	148	9.96	253	2.56	65	T6260-3232	5.31	135	9.45	240	5.20	132

NOTE: Hose Compatibility for the **T6000** series can be found on page 252