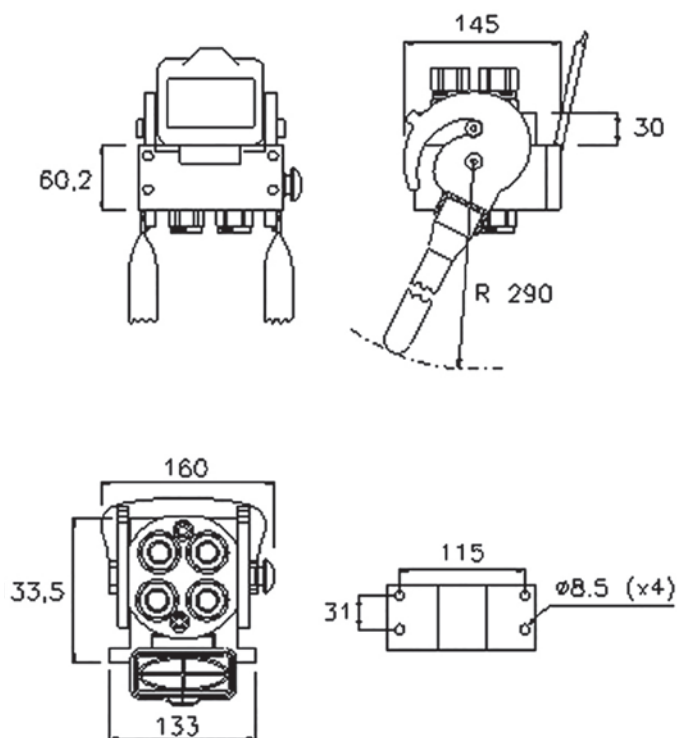




MF P508

MultiFaster 4 lines, size 08.

Applications



Technical Specifications

dash	Size		Working Pressure (MPa)	Flow Rate (l/min)	Spillage (ml)	Burst pressure (MPa)		
	mm	inch				Male	Female	Male + Female
08	12.5	1/2"	25	70	0.01	100	100	100

Material **Aluminium; Steel**

Seals **NBR; PUR**

Working temperatures **- 25 °C to + 100 °C**

Surface treatment **MATE 500 (CrIII); Paint**

Valve Type **Flat**

Connection **Lever**

Disconnection **Lever**

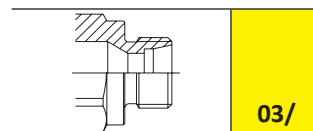
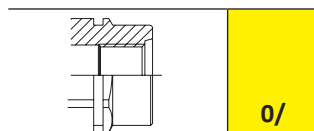
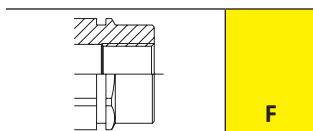
Connection Under Pressure **Allowed Residual**



P508

Size					Thread Type					FIXED
dash	mm	inch	Housing	Number of Couplings	Thread Type	Standard	Thread	Electrical Connector N	Connector Type	Part Number
04	6.3	1/4"	4	1	F BSPP	ISO 1179-1	BSPP 1/2" FEMALE			2P508-A-2-B F C
08	12.5	1/2"		1	F BSPP	ISO 1179-1	BSPP 1/4" FEMALE			
08	12.5	1/2"						1	7 PINS	
08	12.5	1/2"	4	4	F BSPP	ISO 1179-1	BSPP 1/2" FEMALE			2P508-4-F F C*
08	12.5	1/2"	4	4	O/ SAE	ISO 11926-1	1 - 1/16" - 12 UN FEMALE ORB			2P508-4-34S F C
08	12.5	1/2"	4	4	O3/ METRIC	ISO 8434-1-S	M24x1.5 MALE 16S			2P508-4-3/24F C
08	12.5	1/2"	4	4	O/ SAE	ISO 11926-1	3/4" - 16 UNF FEMALE ORB			2P508-4-12S F C
08	12.5	1/2"	4	4	F NPTF	ANSI B1.20.4	NPTF 1/2" FEMALE			2P508-4-12N F C
08	12.5	1/2"	4	3	O/ SAE	ISO 11926-1	3/4" - 16 UNF FEMALE ORB			2P508-3-12S F C
08	12.5	1/2"	4	2	F BSPP	ISO 1179-1	BSPP 1/2" FEMALE			2P508-2-2-12GFC
08	12.5	1/2"						2	3 PINS	
08	12.5	1/2"	4	3	F BSPP	ISO 1179-1	BSPP 1/2" FEMALE			2P508-1-3-12GFC
08	12.5	1/2"						1	3 PINS	
08	12.5	1/2"	4	3	F BSPP	ISO 1179-1	BSPP 1/2" FEMALE			3P508-3-12GFATC
08	12.5	1/2"	4	4	F BSPP	ISO 1179-1	BSPP 1/2" FEMALE			3P508-4-12G F C
08	12.5	1/2"	4	4	F BSPP	ISO 1179-1	BSPP 1/2" FEMALE			2P508-4-12G F C

* 1 coupling in stainless steel with seals in FKM. 3 couplings in steel with seals in NBR - PUR.



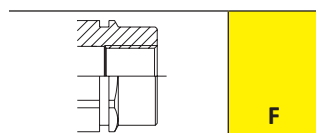
P508

Size					Thread Type					MOBILE
dash	mm	inch	Housing	Number of Couplings	Thread Type	Standard	Thread	Electrical N	Connector Type	Part Number
08	12.5	1/2"	4	4	71/ BSPP	JIS B 2351-1	BSPP 1/2 FEMALE ORB			3P508-4-71/12G M C
08	12.5	1/2"	4	4	F BSPP	ISO 1179-1	BSPP 1/2" FEMALE			3P508-4-F M C*
08	12.5	1/2"	4	4	03/ METRIC	ISO 8434-1-S	M24x1.5 MALE 16S			3P508-4-3/24M C
08	12.5	1/2"	4	4	0/ SAE	ISO 11926-1	3/4" - 16 UNF FEMALE ORB			3P508-4-12S M C
08	12.5	1/2"	4	3	F BSPP	ISO 1179-1	BSPP 1/2" FEMALE			3P508-3-12GMATC
08	12.5	1/2"	4	2	F BSPP	ISO 1179-1	BSPP 1/2" FEMALE			3P508-2-12G M C
08	12.5	1/2"	4	3	F BSPP	ISO 1179-1	BSPP 1/2" FEMALE			3P508-1-3-12GMC
08	12.5	1/2"	4	4	0/ SAE	ISO 11926-1	1 - 1/16" - 12 UN FEMALE ORB	1	3 PINS	2P508-4-34S M C
08	12.5	1/2"	4	4	03/ METRIC	ISO 8434-1-S	M24x1.5 MALE 16S			2P508-4-3/24M C
08	12.5	1/2"	4	4	0/ SAE	ISO 11926-1	3/4" - 16 UNF FEMALE ORB			2P508-4-12S M C
08	12.5	1/2"	4	4	F NPTF	ANSI B1.20.3	NPTF 1/2" FEMALE			2P508-4-12N M C
08	12.5	1/2"	4	3	0/ SAE	ISO 11926-1	3/4" - 16 UNF FEMALE ORB			2P508-3-12S M C
08	12.5	1/2"	4	2	0/ SAE	ISO 11926-1	3/4"-16 UNF FEMALE ORB			2P508-1-2-12SMC
08	12.5	1/2"	4	2	0/ SAE	ISO 11926-1	3/4"-16 UNF FEMALE ORB	1	3 PINS	2P508-1-2-12SFC
08	12.5	1/2"	4	2	F BSPP	ISO 1179-1	BSPP 1/2" FEMALE			2P508-1-2-12GMC
08	12.5	1/2"	4	2	F BSPP	ISO 1179-1	BSPP 1/2" FEMALE	1	3 PINS	3P508-2-12G MHY
08	12.5	1/2"	4	4	F BSPP	ISO 1179-1	BSPP 1/2" FEMALE			2P508-4-12G M C
08	12.5	1/2"	4	4	F BSPP	ISO 1179-1	BSPP 1/2" FEMALE			3P508-4-12G M C

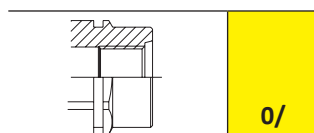
* 1 coupling in stainless steel with seals in FKM. 3 couplings in steel with seals in NBR - PUR.

Spare Parts & Accessories

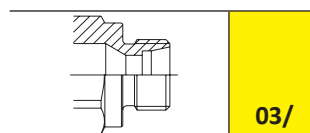
Female Half				Male Half					
Plates	Lever	Dust cover	Safety Lock	Plates	Seals male	Screws	Plugs	Guiding pins	Docking
KIT P508 F L	KIT LP508	KIT TA P5	KIT SP5 S	KIT P508 M	SK MF 12	KIT VP8	KIT TSP 38 M	KIT GP4	S P5



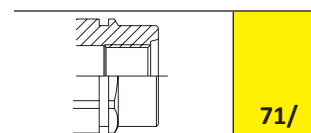
F



0/



03/



71/