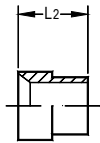


B

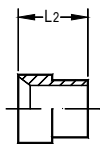
Bussola Sleeve



Codice Code	∅ est. tubo Tube O.D.	L ₂
B-06	6	10,4
B-08	8	11,2
B-10	10	12,7
B-12	12	14,2
B-14	14	16,8
B-16	16	16,8
B-18	18	17,3
B-20	20	17,3
B-25	25	19,8
B-30	30	23,1
B-32	32	23,1
B-38	38	28,4

BX

Bussola Speciale Special Sleeve

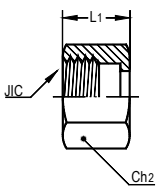


Codice Code	∅ est. tubo Tube O.D.	L ₂
BX-10	10	9
BX-12	12	10
BX-14	14	11
BX-16	16	11

X = Speciale (corta)
X = Special (short)

J

Jic (Dado) Nut



Codice Code	∅ est.tubo Tube O.D.	JIC	Ch ₂	L ₁
J-06	6	7/16"-20	14	15,5
J-08	8	1/2"-20	17	17
J-10	10	9/16"-18	19	18,5
J-12	12	3/4"-16	22	22
J-16	14+16	7/8"-14	27	25
J-18	18	1.1/16"-12	32	26
J-20	20	1.1/16"-12	32	26
J-25	25	1.5/16"-12	41	28,5
J-30	30-32	1.5/8"-12	50	31
J-38	38	1.7/8"-12	60	36