

JIC-NPTF / JIC-GAS CONICO


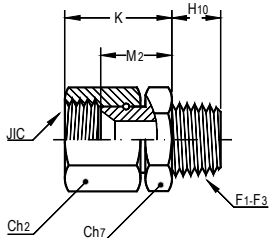
JIC-NPTF / JIC-BSPT



FG1 FG3

Femmina Girevole

Swivel Nut Female



Codice NPTF NPTF Code	Codice BSPT Code BSPT	∅ est. tubo Tube O.D.	JIC	F1 (NPTF) F3 (BSPT)	Ch2	Ch7	H10	K	M2
FG1-06-1/8	FG3-06-1/8	6	7/16"-20	1/8"	16	13	10	25,5	17
FG1-06-1/4	FG3-06-1/4	6	7/16"-20	1/4"	16	14	14,5	26	17,5
FG1-08-1/8	FG3-08-1/8	8	1/2"-20	1/8"	17	14	10	27	18
FG1-08-1/4	FG3-08-1/4	8	1/2"-20	1/4"	17	14	14,5	27,5	18,5
FG1-10-1/4	FG3-10-1/4	10	9/16"-18	1/4"	19	16	14,5	29	19,5
FG1-10-3/8	FG3-10-3/8	10	9/16"-18	3/8"	19	19	14,5	29	19,5
FG1-12-1/4	FG3-12-1/4	12	3/4"-16	1/4"	22	19	14,5	30,5	20
FG1-12-3/8	FG3-12-3/8	12	3/4"-16	3/8"	22	19	14,5	30,5	20
FG1-12-1/2	FG3-12-1/2	12	3/4"-16	1/2"	22	22	19	32,5	22
FG1-16-3/8	FG3-16-3/8	14÷16	7/8"-14	3/8"	27	24	14,5	35	22,5
FG1-16-1/2	FG3-16-1/2	14÷16	7/8"-14	1/2"	27	24	19	35	22,5
FG1-16-3/4	FG3-16-3/4	14÷16	7/8"-14	3/4"	27	27	19	37	24,5
FG1-20-1/2	FG3-20-1/2	18-20	1.1/16"-12	1/2"	32	27	19	38,5	24,5
FG1-20-3/4	FG3-20-3/4	18-20	1.1/16"-12	3/4"	32	27	19	38,5	24,5
FG1-20-1	FG3-20-1	18-20	1.1/16"-12	1"	32	36	24	38,5	24,5
FG1-25-3/4	FG3-25-3/4	25	1.5/16"-12	3/4"	41	36	19	41	26
FG1-25-1	FG3-25-1	25	1.5/16"-12	1"	41	36	24	41	26
FG1-30-1	FG3-30-1	30-32	1.5/8"-12	1"	50	42	24	45,5	30
FG1-30-1.1/4	FG3-30-1.1/4	30-32	1.5/8"-12	1.1/4"	50	46	24,5	45,5	30
FG1-38-1.1/4	FG3-38-1.1/4	38	1.7/8"-12	1.1/4"	60	50	24,5	53,5	34
FG1-38-1.1/2	FG3-38-1.1/2	38	1.7/8"-12	1.1/2"	60	50	25,5	53,5	34



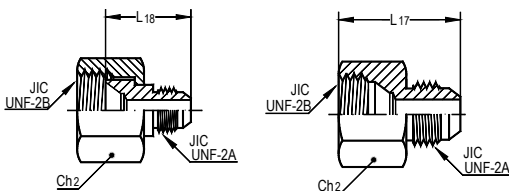
RIDUZIONI JIC-JIC

JIC-JIC REDUCERS

RFM

Riduzione Femmina Maschio

Tube End Reducer



Codice Code	∅ est. tubo 2B Tube O.D.	∅ est. tubo 2A Tube O.D.	JIC (UNF-2B)	JIC (UNF-2A)	Ch2	L17	L18
RFM-10-06	10	6	9/16"-18	7/16"-20	19	-	24,5
RFM-10-08	10	8	9/16"-18	1/2"-20	19	29	-
RFM-12-06	12	6	3/4"-16	7/16"-20	22	-	25,5
RFM-12-08	12	8	3/4"-16	1/2"-20	22	-	25,5
RFM-12-10	12	10	3/4"-16	9/16"-18	22	-	25,5
RFM-16-06	14÷16	6	7/8"-14	7/16"-20	27	-	27,5
RFM-16-10	14÷16	10	7/8"-14	9/16"-18	27	-	27,5
RFM-16-12	14÷16	12	7/8"-14	3/4"-16	27	36,5	-
RFM-20-06	18-20	6	1.1/16"-12	7/16"-20	32	-	27,5
RFM-20-10	18-20	10	1.1/16"-12	9/16"-18	32	-	27,5
RFM-20-12	18-20	12	1.1/16"-12	3/4"-16	32	-	30,5
RFM-20-16	18-20	14÷16	1.1/16"-12	7/8"-14	32	42	-
RFM-25-20	25	18-20	1.5/16"-12	1.1/16"-12	41	-	37,5
RFM-30-20	30-32	18-20	1.5/8"-12	1.1/16"-12	50	-	39
RFM-30-25	30-32	25	1.5/8"-12	1.5/16"-12	50	-	40
RFM-38-30	38	30-32	1.7/8"-12	1.5/8"-12	60	-	43