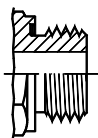

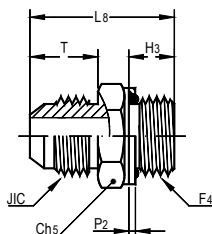


### M

#### Maschio

Male connector



Raccordo disponibile anche con tenuta elastomerica ISO 1179-2.  
Per ordinare: sostituire nel codice il prefisso M con **ME**.

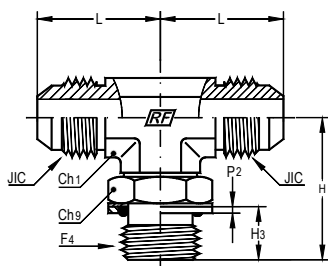
Straight fitting available also with elastomeric sealing ISO 1179-2.  
To order: substitute the code prefix M with **ME**.

Codice Code	∅ est. tubo Tube O.D.	JIC	F4 (BSPP)	Ch5	H3	L8	P2	T
M-06-1/8	6	7/16"-20	1/8"	16	8	29	1,2	14
M-06-1/4	6	7/16"-20	1/4"	19	12	34,5	1,8	14
M-08-1/8	8	1/2"-20	1/8"	16	8	29	1,2	14
M-08-1/4	8	1/2"-20	1/4"	19	12	34,5	1,8	14
M-08-3/8	8	1/2"-20	3/8"	24	12	34,5	1,8	14
M-10-1/4	10	9/16"-18	1/4"	19	12	34,5	1,8	14
M-10-3/8	10	9/16"-18	3/8"	24	12	34,5	1,8	14
M-12-1/4	12	3/4"-16	1/4"	22	12	37,5	1,8	17
M-12-3/8	12	3/4"-16	3/8"	24	12	37,5	1,8	17
M-12-1/2	12	3/4"-16	1/2"	27	14	41	1,8	17
M-16-3/8	14÷16	7/8"-14	3/8"	24	12	40,5	1,8	19,5
M-16-1/2	14÷16	7/8"-14	1/2"	27	14	43,5	1,8	19,5
M-16-3/4	14÷16	7/8"-14	3/4"	36	16	47,5	1,8	19,5
M-20-1/2	18-20	1.1/16"-12	1/2"	27	14	47	1,8	22
M-20-3/4	18-20	1.1/16"-12	3/4"	36	16	50	1,8	22
M-20-1	18-20	1.1/16"-12	1"	41	18	52,5	2,5	22
M-25-3/4	25	1.5/16"-12	3/4"	36	16	51	1,8	23
M-25-1	25	1.5/16"-12	1"	41	18	53,5	2,5	23
M-25-1.1/4	25	1.5/16"-12	1.1/4"	50	20	57	2,5	23
M-30-1	30-32	1.5/8"-12	1"	42	18	55,5	2,5	24,5
M-30-1.1/4	30-32	1.5/8"-12	1.1/4"	50	20	58,5	2,5	24,5
M-38-1.1/2	38	1.7/8"-12	1.1/2"	60	22	65,5	2,5	27,5

### TOL

#### "T" Orientabile in Linea

Adjustable Branch Tee



Codice Code	∅ est. tubo Tube O.D.	JIC	F4 (BSPP)	Ch1	Ch9	H	H3	L	P2
TOL-06-1/8	6	7/16"-20	1/8"	12	14	26	8	22,5	1,2
TOL-06-1/4	6	7/16"-20	1/4"	14	19	31,5	12	27	1,8
TOL-08-1/8	8	1/2"-20	1/8"	14	14	27,5	8	24	1,2
TOL-08-1/4	8	1/2"-20	1/4"	14	19	31,5	12	27	1,8
TOL-08-3/8	8	1/2"-20	3/8"	19	24	36,5	12	28,5	1,8
TOL-10-1/4	10	9/16"-18	1/4"	14	19	31,5	12	27	1,8
TOL-10-3/8	10	9/16"-18	3/8"	19	24	36,5	12	28,5	1,8
TOL-12-1/4	12	3/4"-16	1/4"	19	19	33,5	12	31,5	1,8
TOL-12-3/8	12	3/4"-16	3/8"	19	24	36,5	12	31,5	1,8
TOL-12-1/2	12	3/4"-16	1/2"	22	27	43	14	34	1,8
TOL-16-3/8	14÷16	7/8"-14	3/8"	22	24	39,5	12	36,5	1,8
TOL-16-1/2	14÷16	7/8"-14	1/2"	22	27	43	14	36,5	1,8
TOL-16-3/4	14÷16	7/8"-14	3/4"	27	36	49	16	39,5	1,8
TOL-20-1/2	18-20	1.1/16"-12	1/2"	27	27	45,5	14	42	1,8
TOL-20-3/4	18-20	1.1/16"-12	3/4"	27	36	49	16	42	1,8
TOL-20-1	18-20	1.1/16"-12	1"	33	41	52	18	44,5	2,5
TOL-25-3/4	25	1.5/16"-12	3/4"	33	36	52	16	46	1,8
TOL-25-1	25	1.5/16"-12	1"	33	41	52	18	46	2,5
TOL-25-1.1/4	25	1.5/16"-12	1.1/4"	41	50	57	20	51	2,5
TOL-30-1	30-32	1.5/8"-12	1"	41	41	57	18	52	2,5
TOL-30-1.1/4	30-32	1.5/8"-12	1.1/4"	41	50	57	20	52	2,5
TOL-38-1.1/2	38	1.7/8"-12	1.1/2"	48	60	61	22	59	2,5